

# THE GARDEN PATCH



June 2009


Salt Lake Master Gardener Association

Vol. 11, No. 6

## Here Comes the Sun

By Jo Turpin

Many thanks to Cheri Schulzke for her timely reminders on how to warm up for spring gardening activities. Nothing will ruin a great day in the garden quicker than a back sprain or pulled muscle. Another quick way to end a great day is to ignore the sun and the real dangers it represents in the outdoors.



Every year as the temperatures go up so do emergency room visits for heat exhaustion and heatstroke. Heat exhaustion symptoms can begin suddenly and if ignored will quickly become a case of heatstroke. It is far too easy to miss the signs for these very real medical situations so here are some reminders.

**Heat exhaustion:** Feeling faint or nauseous; sweating heavily; a rapid or weak pulse; a drop in blood pressure; an ashen appearance and a low fever or cool, moist skin. If you notice these symptoms, **GET OUT** of the sun and into the shade or an air-conditioned room. Loosen or remove clothing, lie down and elevate the legs slightly. Begin drinking cool (not cold) water or a

sport drink containing electrolytes. Fanning or sponging with cool water will help to bring the body temperature down. If the body temperature continues to climb (greater than 101) you could be developing heatstroke and need to seek emergency medical attention right away.

**Heatstroke:** All of the symptoms for heat exhaustion can apply to heatstroke as well, but a temperature above 102 is your best clue that you need to seek medical help for yourself or someone else. A high fever indicates that the body's heat coping mechanisms have shut down. In addition to a high temp a person may have a rapid heartbeat, rapid and shallow breathing, be confused and/or irritable, faint, cease to sweat or have a change in blood pressure. **Call 911 first.** Next, move the person to a shady or cool place and cover them with damp sheets or spray them with cool water. If possible fan the person as well and stay with them until emergency personnel arrive.

## NOTES FROM THE BOARD

By Kathy Dennis

What a great group of people to work with! Thanks for all the positive energy that comes from all the members of the Board and all the great planning! We just want to highlight a few of the upcoming events that we talked about in our recent May Board meeting.

On June 12-13 the State MG conference will be held. It is being sponsored and organized by our Salt Lake Master Gardener Association. Friday, May 22nd was the last day for early bird registration, but it's not too late for regular registrations. There is NO cutoff date, so if you decide at the last minute to come, please do join us for a variety of tours on Friday evening, dinner, classes on Saturday morning on 16 different subjects, followed by lunch. We hope to see all of you at one or all of the events!

If you have flowers that you would like to donate for the table decorations for the dinner, please contact Sandy Burgess at sandyleeb46@msn.com.

Since we are not having a General meeting in June because of the mini-conference, Becky Hansen has volunteered to lead a Jordan River Walk on June 27th. We will meet at 9 a.m. at the Murray Trailhead at 4800 S. 500 West, Murray. Becky will share with us her extensive knowledge about the flora and fauna along the Jordan River Walkway, so wear your walking shoes and take a stroll with us.

We allocated an additional \$100 towards an additional class for the *Fresh from the Heart* project to help teach basic container gardening. If any of you are interested in volunteering on this project, contact Jennie Gibson at gibsongg@earthlink.net for more information.

At the Gilgal Meet and Greet, we solicited for volunteers to help with the August 20th Summer Picnic, and happily Mridula Patel and Purine Gandhi excitedly stepped up to volunteer to get this event organized. Come prepared to mingle and meet the new apprentices and the experienced Master Gardeners, and share in the delicious food that miraculously shows up!

Finally, if you got your Garden Patch newsletter in the mail, and it seems late, you can get it earlier by signing up to receive it electronically. I get mine via email the moment Jenny Allgrunn has it completed. I don't have to figure out what to do with it or put it in a pile that never gets looked at again and I help with the environment by receiving it electronically. So just let Jenny at gardenpatch2@juno.com know if you would like to receive it electronically.

Remember, you can always find the past editions online at <http://www.slmg.org/gardenPatchTOC.html>, so we encourage you to save a tree and get your issue of *The Garden Patch* electronically.



## Soils - Talk about Getting Your Hands Dirty!

By Maggie Shao, Extension Horticulturist

The phrase "getting your hands dirty" is something a group of Utah State University students is all too familiar with. The students travelled to Missouri in April to compete at the 2009 National Collegiate Soils Contest sponsored by the Soil Science Society of America and placed fourth out of 24 in the group competition.

The students prepared for the contest with their coach Lawley, a research associate in the Plants, Soils and Climate Department, and Boettinger, a professor of pedology also in the Plants, Soils and Climate Department. While studying and being able to identify many different types of soil may not seem important, the USU students all agree that the study of soil is important and, in fact, a basic necessity of life.

"It is important to be able to identify and classify soil for a variety of reasons, but I think the biggest reason is for soil management practices," said Hole, an environmental soil and water science major. "Knowing the type of soil, and its distinguishing characteristics, helps determine what crops will grow best, or if it is a stable place to put a road or a building."

Lawley echoed that sentiment and said soil is a precious commodity often overlooked and taken for granted. It is a vital part of every living organism and is a medium for which plant and human life exist, he said. Lawley's role as team coach was to make sure the students are trained in all aspects of soil judging and to work with them to understand the characteristics and classification of the soil. The team met once a week during the school year and would often go into the field to study and analyze soil pits.

"The competition required us to use the knowledge we gained in classes and through hands-on field work to describe and then correctly identify soils that were previously classified by professional soil scientists," said Fonnesebeck, an environmental soil and water science major and a civil and environmental engineering major. "This made the competition difficult because different organizations and people use various methods for classifying types of soil."

The United States covers a vast amount of diverse land, all affected by vegetation, geology, climate and time, and with that comes diverse soil. The contest allowed the students to see the diversity of soils and the diversity in how people in other areas of the United States learn about soils. The contest also made the students realize how diverse the study of soil science can be and what career possibilities include.

"For me, being able to identify and describe soils is important for interpreting the depositional history of an area of land and its relationship to archaeological record," said Jackson, a geology major emphasizing in geoarchaeology who plans to earn a doctorate in environmental climate change while furthering her research on geology and archaeology.

Hole plans to continue on to graduate school and would like to work for the Environmental Protection Agency or U.S. Department of Energy to clean up super fund sites. Fonnesebeck would like to be a soil scientist or conservationist and help farmers figure out ways to use soils for the best benefit of society.

Continued on Page 6

# Fresh From the Heart

Wanted: Fresh home-grown produce. Share the bounty of the harvest. Invite your neighbors to contribute their extra produce also. Count your volunteer hours spent harvesting and driving to and from the donation site. Thank you!

## Donation Sites:

**SL CAP**  
4994 S. Commerce (300 West)\*\*  
Murray  
281-4937

Tuesday - Saturday - 11 a.m. to 6 p.m.

*St. Paul's Episcopal Church*  
261 South 900 East  
322-5869

*Call before coming.*  
*Saturday 9 a.m. to 1 p.m.\*\*\**

**Crossroads Urban Center**  
347 South 400 East  
364-7765

Monday -Friday - 9 a.m. to 5 p.m.


*Utah Aids Foundation*  
1408 South 1100 East  
487-2323

*Monday-Thursday 10 a.m. to 6 p.m., Friday, 10 a.m. to 2 p.m.\*\*\**

*(Food is distributed Wed. and Friday only.)*

**SL CAP Northwest**  
State Fairpark Pioneer Building #23  
359-8741  
Monday -Friday

8:30 a.m. to 12:30 p.m., 1 p.m. - 5 p.m.  
*Kearns First Baptist Church*



4445 West 5175 South  
968-1471

*Mon. Wed, Fri. 11 a.m. to 12 p.m., 1 p.m. to 3 p.m.*  
*Tues. 6:30 p.m. to 8 p.m., Thurs. 1 p.m to 3 p.m.\*\*\**

**SL CAP Redwood**  
3060 South Lester (1585 West)  
972-6661

M-F - 8:30 a.m. to Noon, 1 p.m. to 5 p.m.

*SL CAP Magna*  
3041 South 8560 West  
250-6414

*M-F - 8:30 a.m. to 11:30 p.m., 12:30 to 5 p.m.\*\*\**

**SL CAP South County**  
8446 South Harrison (340 West)  
255-3516

M-F - 8:30 a.m.-Noon, 1 to 5 p.m.

*SL CAP South County*  
8446 South Harrison (340 West)  
255-3516

*M-F - 8:30 a.m.-Noon, 1 to 5 p.m.*

**Baptist Concern Center**  
1235 California (1330 South)  
972-5708

M, W, Thu - 1 p.m. to 4 p.m.

*Granger Christian Church*  
3232 West 4100 South  
*Monday 5:30 p.m. to 7 p.m.*  
*Saturday 10 a.m. to 12 noon\*\*\**

**Utah Food Bank/Lifecare Services**  
1025 South 700 West\*\*  
(New address will be 3150 S. 900 W.)  
978-2452, 908-8660

M-Fri 8 a.m. to 4 p.m.\*\*\*  
Most Saturdays 8 am. to 12 p.m.\*\*\*

## Thanks for your support!

\* Change of address from last year  
\*\* Will be changing address soon. Watch for more information.  
\*\*\*Change in times from last year

This is the end of May and I have ripe 'Glacier' tomatoes in the garden ready to pick. They will do until the main crop starts to produce. I have reached my goal again this year by having blossoms on the tomatoes in time to set fruit before the hot weather arrives in mid June. I was happy to see fruit set on the 'Cluster Grande' all ready while in the water walls. I was able to take the water walls off May 15<sup>th</sup>. I check the weather forecast a week ahead to see if there is any danger of frost. I was caught off guard this year. At 4:30 the temperature was 40 degree in my backyard. At 5:30 it had dropped to 32 degree. I had tomato plants on the lawn, so I hurried to cover them up but still lost 15 of them. I was hardening them off to give away at a gardening class at the Salt Lake Community College. Bart told me not to throw them away. He thought they would come back, and that he could use them. In two weeks 13 of them had recovered.

I found an ever bearing strawberry in the Miller Nurseries catalog and ordered 50 plants. They are called 'Ozark Beauty.' They have arrived and are now planted. I did loose a little more lawn but that is okay. My old strawberry plants are in full bloom and looking better moved to their new location. I will replace them with the daughter plants from my new plants.

Some changes to the plants on the patio have taken place also. When going on vacation we had to get the neighbor lady to take care of the hanging baskets and planters and keep them watered. A few years ago she wanted to use them for her daughter's wedding. While we were gone she forgot to water some of them, and we came home to dead plants. I have installed a drip system with a timer to take care of the job. I will just need to get it adjusted properly. More time to go fishing I hope.

The iris the gopher ate all of the roots off of is back to its full vigor. Those beautiful blossoms have come back this year. I was afraid I had lost it along with the Zebra grass but they are still growing. The plants in the area between the sidewalk and gutter are really looking good. I put some




By Wm. Golden Reeves

wood chips around the plants to cut down on some of the weeds and make it look a little better. I had a pile of fresh wood chips from a hedge I trimmed and I started a compost pile. It took about 4 weeks for it to finish cooking with the addition of some lawn cuttings, water and turning every few days.

Jenny sent me an e-mail wanting to know how I got rid of the white fly in the greenhouse. I had found a few in the basement and used *Fertilome Triple Action plus*. It can be used in the house on house plants; it will kill eggs larvae and adult insects. When I moved some of my plants into the greenhouse, I found I still had a few white flies but only on the Snow Storm (bacopa) plants. I would spray about once a week but they would still be there. Then I found they were on the underside of the leaves and I changed to spraying every three days. The pests went away. Timing and vigilance really paid off.

The wife wanted me to plant Chinese cabbage this year. I was able to find the seed and get them in the garden along with my other cabbage and cauliflower. It was looking great and then some yellow flowers appeared on top of the plants. They all bolted, and I had to add them to the compost pile. Now I remember that I have had the same experience other years. Some of the regular cabbage is ready to pick along with some cauliflower so all is not lost. Let's all learn from our own mistakes.

Summer is finally here. Enjoy!



## SALT LAKE COUNTY FAIR

By Val Chatwin

The Fair Book will be on the Internet like last year. [www.countyfair.slco.org](http://www.countyfair.slco.org)

August 5,6,7, 8. Equestrian Park 11400 S. 2200 W. 11 am to 10:30pm

We are not being allowed to have a Master Gardener booth at the County Fair this year. We answered a lot of questions last year. One couple walked over to us and said, "I read that there are going to be Master Gardeners here? We said, "Yes, it's us." He sighed happily, took a chair and talked to Cheryl Michand and Miranda Rodriguez for more than an hour. Rebekah Whyte and I had to cover the other people who came.

We will still need Master gardeners to help out on Wednesday morning at 7:00 till roughly noon to help judges and check in produce. I need a few more. Please email Val [valrayc@hotmail.com](mailto:valrayc@hotmail.com) [new address]

Think about entering something in the fair. Mary Ann Young is entering a painting, Mark Hurst and Steve LeCheminant will be there with dahlias, Howard Anderson will be there with gladiolus. See what is in your yard and come win some ribbons. There are oodles of departments. It is the first week in August. so think about it in July so you won't miss it.

Remember

Fresh From the  
Heart

Share your harvest with  
the local food pantries.



## Val's Views

By Val Chatwin

Well, I am up to 17 catalogs.

Wow, was I wrong! I told you that the apple trees were only having a few blossoms. Well, I was wrong. They were all covered and spectacular. There are blossoms even on the tip top branches. These apples are big, and the branches would not be able to support them all. I love that 'Delicious' apple tree.

Our robins are back and the starlings tried to build their nest in the outside grill again. I was squirting off the deck when I realized that. Aren't we lucky to have clean, delicious water in abundance? I thought the chickens had been there, there was so much bird poo.

The corn is up. I planted two plots of 16 seeds. When it comes up an inch, I plant another. That keeps you in corn all summer. I planted 'Quickie' 64 days. The early corn has smaller cobs, short stalks, and isn't as tasty but is sooner. I also planted 'Serendipity' with bulk seed at Bland's on 8200 S. Redwood Road. Wow, it is expensive! \$6 for ¼ lb. I've heard from several scouters and fair garden growers that it is new and the best so I took a big breath and paid the price. A scouter brought some for us to try last year. It is white and was good, but I'm going to put in a plot of white and yellow mixed too.

I am a fair weather farmer, and this has been a cold spring. But the cucumbers, squash, corn, potatoes, beets, peas, broccoli, lettuce, radishes, beans, and calendulas are up. I ate the two asparagus spears that came up last night and cooked broccoli for the rest of the family. It was delicious, gives me a taste of it, so 2 spears occasionally is fine. I can't see cantaloupe or zinnias yet. I may have to replant some beans. They are coming up all over the garden but the ones I want to climb up the strings are not thick enough.

You need to be aware of what your yard's micro climate does. I walked outside, barefooted at 7 a.m. on May 8<sup>th</sup> and there was frost on the grass. I met a guy at Okubo's plant sale shed, at 11a.m. who was buying pepper and tomato plants to replace the ones he had planted 3 weeks before, put walls of water on them and had taken them off the day before. Then they froze. He said the weather man said the low would be 42. I leave walls of water on the plants till they are growing out of them, and you have to take them off. The plants like being in them, and they grow bigger than their neighbors.

The new cute yellow tiller starts every time I pull the cord. Hooray!

I have wild red chard coming up from volunteer seed. Yah! I planted a handful of alliums so I have some scattered up and down the perennial bed. Medium sized purple heads 18 in. tall. They make me want to chuckle. The 6 foot row of chives are about to bloom too. The flowers of chives are purple and the plant is a show stopper. People are amazed at how pretty they are.

Now this is happiness. I have 4 cheap little sprayers. I put different poisons in each. They spent the winter in the garage. The quack grass from the lawn is heartily racing toward the soft, full-of-leaves-and-nutrients garden soil. You can pull

quack grass all day long, and it will still come back. The first spraying in the spring is always stressful because of the time and effort spent to get the sprayers working. There are many parts that are inclined to rot, warp, and not screw right. The soft rubbery rings that make them seal easily get damaged. I remember shopping for them last year. Lowe's was the only place that had them. I had to take the old ring in to get the right texture, size, and thickness. You can't believe how many of these things there are. The glyphosate sprayer, which I had not been able to use up last fall, I had stored nearly full, which I never do. I put it together and tried to pump it up. It wouldn't even sputter. Took it apart again. Needed a ring. Then I looked on the nail in the shed. Oh, there was a package of rings. I remembered Lowe's. There was one left. I struggled it into place and it sprayed!!!!!!!!!! By the time coddling moth time is here I will buy some more. Now that is joy.

Both of the brown Sebright hens, Dora and Saddy, are broody and of course Goldy, the buff Orpington is also. Goldy & Dora have been sitting in the nest for 2 weeks, I lift them off the nest and put them by the food and water when I go out. They are so devoted that they forget about nourishment. I say, "Take a break, girls, and go eat." When they are in my arms I get to hug them and stroke their backs, like you do cats. I don't know if they like it but I do. I was cleaning out the shed and Dora had leaped over the 8 foot fence, jumped up on the table, and growled at me. I thought, "Hmm, she wants to make a nest in here. I put her back in the pen, but pretty soon she was back. I had a big black plastic [I can remember before plastic, isn't plastic wonderful?] bag of straw that I had gleaned, in the fall, a couple of years ago for nesting. I went to a roadway area where wild wheat grows and picked it as fast as I could. I didn't want anyone I know to see me doing it. There was a lot, but it's about gone now, but there is enough for a nice nest. In winter, the chickens get into the shed, so I had it by the ceiling, to keep them out of it, but today I had it on the table. Oh, that's what she is after; she wants her secret nest in it. I opened the gate and returned her to the yard again. She was back quickly and it was funny, she had her feathers all extended, her tail in a fan and was clucking furiously at me. I moved the straw. She had an egg in it. No wonder she was furious. I arranged it in the open, half empty can of oyster shell, which you feed them to make the egg shells hard. I had bought 50# so it was in a large metal container that had held wheat. Someone had given it to me when their mother had died. They didn't want 30 year old wheat in their storage, although it was clean and they could have used it. But the chickens eat it gladly. I get this regularly. Anyway, it made a nice nest with her head at the level of the can top. I put her in it. She arranged the straw a bit, pushed the egg to a better position, sat down like she was in heaven. After some hours I put her back into the pen to eat and drink. She furiously pecked me! It was a serious pinch peck that hurt. That is a first! I then realized that it wasn't calm, sweet Dora, it was cross, ornery Saddy. She marched around the chicken yard with her feather all extended, her wings wide, and tail up and out and clucked at the others at the water pan. They left it for her. Dora was in the nest so I picked her up and stroked her back. Now, every time I go into the shed I look right at Saddy and talk to her, she looks away and pretends she isn't there. I put out some food and water in the shed for her so she doesn't have

Continued on Page 6

## Gilgal Garden

By Bev Sudbury

Thanks for all the positive comments and the well-planned master garden party at Gilgal. I hope you all caught the vision of where we are aiming for our summer gardens. We have started our mulching project, which will cover every inch of the unplanted area and is looking good because of the good work of those who have been willing to help. We are spreading and digging fertimulch to prepare the annual planting areas. Then we will start our summer garden planting. Thanks to Jo and her husband we have a nice donation from his company to pay for a good part of it and some promises of donations for some. We finally have our water system up and going so we will be going forward.

Right now our Jupiter's Beard (Valerian), invasive as it is, is glorious and the large Cranberry Viburnum bush glowing with white blossoms makes a beautiful garden in itself. We need as many strong muscles and good minds to plan and plant our summer garden.

## Utah Aids Foundation Gardens

Where: 1408 So 1100 East

Each Wednesday, 5:30 pm to dusk

Weather permitting, we will continue until October. Please come join us to do planting, weeding, and mulching.. We need you and want to get acquainted with you.

UAF is now an avocado colored building on the west side of 1100 East. See you there!

Kay & Theresa


### Soils, continued from page 2

"What the students learned in the competition helped the team gain greater knowledge and will help them in their future careers," said Lawley. "By learning to work together, the students were able to recognize each other's individual strengths and then use those strengths to their advantage during the competition. This, I believe, is what helped them place fourth in the competition."

The National Collegiate Soils Competition is held annually every spring and is hosted by a different university each year. The Soil Sciences Society of America sponsors the event and is a progressive international scientific society that fosters the transfer of knowledge and practices to sustain global soils. The society provides information about soils in relation to crop production, environmental quality, ecosystem sustainability, bioremediation, waste management, recycling and wise land use.

## MURRAY PARK

We are doing a lot of planting at Murray Park. The weather turned nice and the annuals are ready to get going for the season. Starting June 9th, we will start meeting at 7:00



am - mornings are so refreshing in the park during the summer months. See you there! Questions? Becky Hansen at [hansen-pollei@mstarmetro.net](mailto:hansen-pollei@mstarmetro.net).

## SPEAKERS NEEDED

We get a lot of requests every year for gardening speakers. If you would like to do this, please contact Jennifer Knight. She will add you to the list and let you know when opportunities come up.

Contact her by email at [mgvolunteers@hotmail.com](mailto:mgvolunteers@hotmail.com)

### Val's View, continued from page 5

to fly over the fence three times a day.

I've put in 2 other eggs from Annabell, the white Sebright, and dated one with magic marker. I keep a *Sharpie*® in our shed, so I know when 19 days is up. If they don't hatch you can relieve the hen. It only takes 19 days. Isn't that amazing? I don't know how old the first egg is; it could be from winter so it might not hatch. We have roosters; they are old and not so sexy, but probably enough. The big hens are too big for them so don't get fertilized. I have hatched out chicks before but things happen so we will see if this works. She will be a great mother!

We just realized that the SLMGA Membership Phone List we included with the April issue was missing our new students. Please disregard that list. A new one, accurate to May 27, is enclosed with this issue.

# Calendar

June - No General Meeting  
We will be hosting the annual Statewide  
Master Gardener Conference

Don't miss the Tour on June 27!  
See back page for info.

Thursday, July 16

What am I going to do with all this  
produce?

Canning Tips and More

It is never too early to pick up some new ideas and tips on safe canning practices for storing your harvest. Sara Oldroyd and Ann Woodbury from USU's Extension Program will instruct us on the latest safe and sure canning methods. Val Chatwin will follow with a presentation on canning your harvest for entry into the Salt Lake County and Utah State Fairs. Val has enjoyed more than one blue ribbon for canning and will give some tips on winning some ribbons of our own.

Thursday, August 20

Annual Summer Picnic at Murray Park  
Thursday, August 20 6:30 PM  
Pavilion #5 – 5100 So State St.

Join us for our annual Summer Picnic. Everyone is invited to come and enjoy the summer night and visit with old (and new) friends. Please plan to bring a dish to share with others. SLMGA will provide meat, rolls & butter and some drinks. More information will be coming.

Thursday, September 17

6:30 PM – Tracey Aviary at Liberty Park

Tracey Aviary Project Leader Matthew Utley will take us on a tour of the Aviary and discuss the native plants in the area and talk about planting with wildlife in mind.

**Check out the USU Extension Web Site**  
**<http://extension.usu.edu/saltlake>**  
Follow the Master Gardener links

# Bulletin Board



Find past issues on the web at:

<http://www.slmg.org/gardenPatchTOC.html>

Please note that the current year is the first column,  
not the third column.

Issues from previous years are  
accessible by clicking on "Older

**!!!!GOOD NEWS!!!!**  
**YOU CAN NOW COUNT**  
**YOUR ATTENDANCE AT**  
**SOME OF OUR GENERAL**  
**MEETINGS ON YOUR**  
**HOURS! IF THE MEETING IS**  
**EDUCATIONAL, SUCH AS**  
**OUR JANUARY MEET-**  
**ING ABOUT HOUSE**  
**PLANTS, YOU CAN**  
**COUNT IT!!!!**

The Garden Patch is published monthly  
by the  
Salt Lake Master Gardener Association.  
Editor: Jenny Allgrunn  
Send address changes to:  
e-mail: [gardenpatch2@juno.com](mailto:gardenpatch2@juno.com)



# **JORDAN RIVER PARKWAY WALK**

**A WALKING TOUR OF  
THE JORDAN RIVER  
PARKWAY**

**SATURDAY, JUNE 27**

**9:00 a.m.**

**4800 SOUTH 500 WEST  
MURRAY TRAIL  
HEAD**

Please join us for a walk with Mother Nature and our own Master Gardener and arborist, Becky Hansen. Becky will lead us down the Jordan River Parkway where we can learn about the flora and fauna that inhabit one of Utah's premier rivers.

Becky works with Murray Park Services and is very familiar with the Parkway in this area. We will spend approximately two hours investigating the Parkway between 4800 South and 5400 South – possibly further south if time permits.

We will see bird and wildlife habitat, the many plants that line the riverbanks, and trees and shrubs that thrive in the area. Find out what makes this wonderful Parkway such a great place to stretch your legs and broaden your knowledge about Utah's unique plants and animals.

Don't have two hours to sight see? Walk for an hour, or more, or less, it's up to you! Bring sunscreen, sun hats, sunglasses, camera, good walking shoes and water. We'll see you there!

\*Parking is available on both sides of 48th South; we will meet on the south side.